



Ferrosilicon DAILY EXPRESS

December 26th 2019 Thursday

Internal Daily. For members of Ferro-Alloys.com only.

Catalog

Ferrosilicon Spot Price

Steel Mills Tender

Supply & Demand

Market Insight

Daily Market

Currency Exchange Rate

International Data

Coming Events

Tel: 010-87760688/811

Email: kangmingfei@ferro-alloys.com



Ferrosilicon Spot Price

Ferrosilicon	Area	Price (RMB/MT)	Up/Down
Si75#	Inner Mongolia	5800-5900	--
	Gansu	5750-5850	--
	Ningxia	5750-5850	--
	Qinghai	5600-5700	--
	Shaanxi	5550-5650	--
Si72#	Inner Mongolia	5600-5700	--
	Gansu	5550-5650	--
	Ningxia	5550-5650	--
	Qinghai	5450-5550	--
	Shaanxi	5350-5450	--

Steel Mills Tender – January, 2020

Commodity	Steel Mills	Price (RMB/T)	Change vs. Last Month (RMB/T)	Volume & change vs. last month (Tons)
Ferrosilicon 72#	Xin Steel	6220	+(40-120)	1600
Ferrosilicon 72#	Shao Steel	6100	+20	1200
Ferrosilicon 72#	A certain steel mill in Tianjin	5770	-20	600
Ferrosilicon 72#	Xiangtan Iron & Steel	6180/6200	+(130-150)	600
Ferrosilicon 72#	CITIC	6140	+90	Constant

Supply

Sell>> Erdos Xijin Company supplies ferrosilicon (70#,72#,75#) & special ferrosilicon (low Al, low Ti, low C), Sales Manager, Mr. Ning, 15049433766/18147786766

Sell>> Wuhai Junzheng Group sells ferrosilicon, 72#, 75#, Mr. Zhou, 13327036330

Sell>> Tengda Northwest Ferroalloys Group supplies silicon, chrome and manganese products

Sell>> Baotou Oma company sell ferrosilicon, Mr. Fang 86-13901139228

Sell>> Sanyuan Zhongtai Company sell ferrosilicon, Mr.Di86-13739507897
Sell>> Inner Mongolia Sanwei company Mr. Zhang 86-13614820288
Sell>> Ningxia Juhe Silicon Company Mr. Chen 86-13909598844
Sell>> Zhongwei Maoye Metallurgy company sell ferrosilicon Mr. Huang
13629555885
Sell>> Zhongwei Dayou Metallurgy company Mr. He 86-18709559808
Sell>> Zhongwei Yuexin Steel supply ferrosilicon 72#、75#， size10-50、10-80、
50-10mm， Ms. Xiao 86-18795356999
Sell>> Zhongwei Tianze Metallurgy supply ferrosilicon65#70#72#75#， low
Al0.02.Zhang Yue 86-18995453096
Sell>> Ningxia Xinkangsheng supply ferrosilicon, carbon raiser etc Mr. Ma
86-18395094491
Sell>> Ningxia Ruitaixiang company supply ferrosilicon 60# 65# 66# 72# 75# Ms.
Wang 86-15809631594
Sell>> Aerbadi (Ningxia) Smelting Co., Ltd supply ferrosilicon 72# 75#， natural
block, Mr. Chen, 17395155168, Mr. Liu, 17391519151
Sell>> Qinghai Wutong Industry Mr. Lee 86-13997034020
Sell>> Qinghai Huesheng Ferroalloy Co., Ltd, Mr. Chen 86-18697160185
Sell>> Qinghai Fuxin Silicon Mr. Gan 86-18097239888
Sell>> Gansu Honest special ferrosilicon Mr. Dai86-13919058339
Sell>> Gansu Tianyikuangye company special ferrosilicon, normal ferrosilicon etc,
Mr.Zhang 0931-2155553
Sell>> Lanzhou Hongye Company high purity ferrosilicon ($Si \geq 75\%$ $Al < 0.1\%$
 $Ca < 0.02\%$, $C < 0.02\%$, $Ti < 0.05\%$ -0.01% etc.), supply all types of ferrosilicon and size
under 0-3 mm, size(10-50mm, 3-10mm)Si 72#powder(0-3mm),Mr. Shi
86-13309408708

Demand

Buy>> Shanxi Shenmu Dongfeng Magnesium Co.Ltd., Chen Jiashuai, 13772375803
Buy>> Shandong Xiangcheng Metallurgical Furnace Charge Co. Ltd., Mr. Li,
13963341489
Buy>> Jiangsu Zhongzaixin Metallurgical Furnace Charge Co. Ltd., Mr. Song,
15861080167
Buy>> Henan Anyang Zhenhuan Metallurgical Refractories Co. Ltd., Mr. Li,
13949530398
Buy>> Boyu Metal Corporation, Ms. Tong, 15242409770
Buy>> Beijing LY Metals and Mining Co., Ltd, Mr. Zhao, 18513433578
Buy>> Shanxi Orient Henglv Investment Casting Co., Ltd, Mr. Mou, 18636705861
Buy>> Silicon 68-72, Barium 4-6, granularity 0.2-0.8, 5-15, 3-8 or natural block, Mr.
Chen, 13909598844

Market Insight

- **China's steel production expands steadily in Jan-Nov**

China's steel output posted steady growth in the first 11 months amid increasing market demand while the steel enterprises saw shrinking profit due to rising cost, according to an industry association.

Crude steel output totaled 904 million tons in the first 11 months, up 7 percent year-on-year, while the output of cast iron went up 5.1 percent from a year ago to 739 million tons, showed data from the China Iron and Steel Industry Association (CISA).

Despite the rising output, China's steel enterprises reported declining efficacy due to higher costs of raw materials and environmental protection as well as the lower sales prices of steel products.

The aggregate profit of the CISA members totaled 158.8 billion yuan (\$22.7 billion) in the first 10 months, 34.1 percent lower than the same period a year ago.

Meanwhile, the export and import of steel products decreased by 6.5 percent and 11 percent in Jan-Nov period, respectively, showed the CISA data.

- **Experts call for innovation in steel manufacturing**

Although China produces most types of stainless and special alloys that meet its large-scale special material demand, certain types of materials for high-end manufacturing still rely on imports, and it is important that Chinese companies across the industry chain cooperate to meet market-oriented demand and coordinate innovation and technological development, experts said.

Zhang Xiaogang, former president of International Organization for Standardization, said the development of new products and new technologies in new materials of stainless and special alloys must consider the needs of strategic emerging industries, and the development of new materials should be synchronized with the development of new material standards.

He made the remarks at a recent event celebrating the establishment of the Zhongguancun Stainless and Special Alloy New Material Industry Technology Innovation Alliance, a non-profit organization jointly formed by 59 institutions and enterprises in stainless and special alloy sector, including research institutes, universities, raw material suppliers, stainless and special alloy product manufacturers, users and logistics companies.

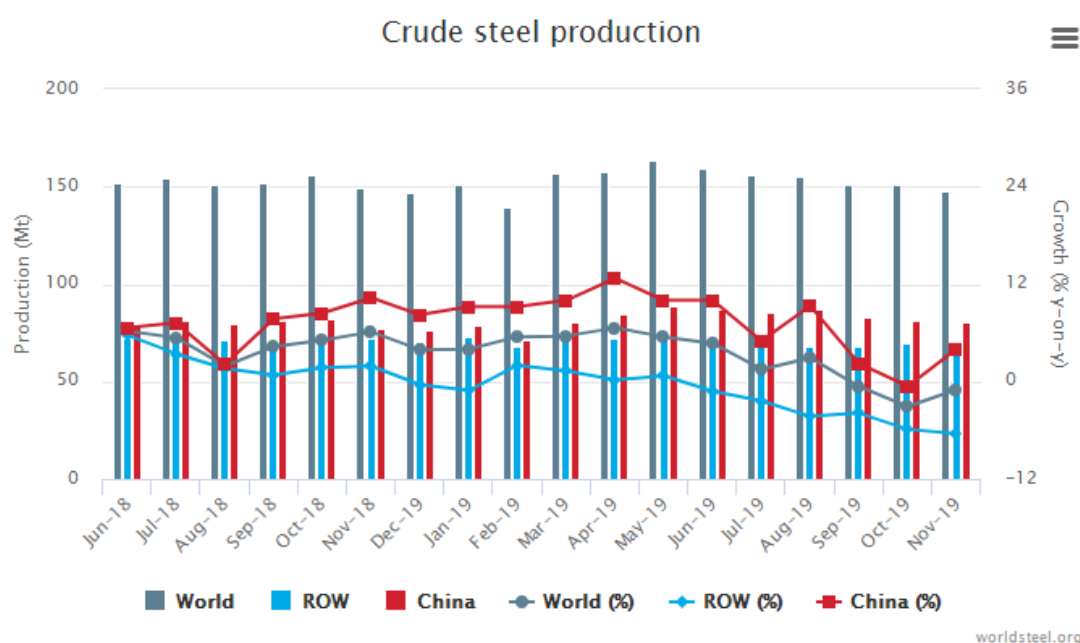
Gan Yong, director of National Advisory Committee of Experts on New Material Industry Development, and former vice-president of Chinese Academy of Engineering, said the development of stainless and special alloys are critical for China's manufacturing update, and he hopes the establishment of the alliance will boost innovation and new material research and development in China's stainless and special alloy industry to ensure domestic supplies.

- **Ferrosilicon export tax rate in 2020 temporarily remains unchanged at 20%**

Tariff Commission of the State Council released the notice on the adjustment plan for the temporary tariff rate of imports in 2020 on Monday, December 23, 2019. From January 1, 2020, the ferrosilicon export tax rate in 2020 temporarily remains unchanged at 20%.

- **worldsteel: November 2019 crude steel production**

World crude steel production for the 64 countries reporting to the World Steel Association (worldsteel) was 147.8 million tonnes (Mt) in November 2019, a 1.0% decrease compared to November 2018.



China's crude steel production for November 2019 was 80.3 Mt, an increase of 4.0% compared to November 2018. India produced 8.9 Mt of crude steel in November 2019, down 2.8% on November 2018. Japan produced 7.7 Mt of crude steel in November 2019, down 10.6% on November 2018. South Korea's crude steel production was 5.9 Mt in November 2019, a decrease of 0.5% on November 2018.

In the EU, Italy produced 2.0 Mt of crude steel in November 2019, down by 9.8% on November 2018. France produced 1.1 Mt of crude steel in November 2019, an 18.2% decrease compared to November 2018. Spain produced 1.1 Mt of crude steel in November 2019, down by 10.9% on November 2018.

The US produced 7.2 Mt of crude steel in November 2019, a decrease of 2.2% compared to November 2018.

Brazil's crude steel production for November 2019 was 2.6 Mt, down by 10.5% on November 2018.

Turkey's crude steel production for November 2019 was 2.9 Mt, down by 8.1% on November 2018.

Crude steel production in Ukraine was 1.3 Mt this month, down 20.1% on November 2018. (worldsteel)

Daily Market

Brief Market Analysis

The spot market of ferrosilicon showed stable and the main steel mills are purchasing.

Ferrosilicon futures 2001 contract

1. Futures warehouse: The number of warehouse receipts was 4081 (20405 tons), and 3234 (16170 tons) were valid for the number of warehouse orders.
2. The 2001 ferrosilicon contract price on ZCE closed at 5784 yuan per tonne on December 25.
3. The main position: the top 20 positions increased and decreased varied, the purchase volume is more than the holding position.

Below are ferrosilicon futures main contract 2001 daily specific performances:

Date	Opening price	Closing price	Range	Settlement Price	Trading volume
December 2 nd	5812	5768	-0.86%	5786	57712
December 3 rd	5768	5754	-0.55%	5738	68716
December 4 th	5756	5738	0.00%	5744	28534
December 5 th	5738	5748	0.07%	5766	39146
December 6 th	5758	5740	-0.45%	5746	35358
December 9 th	5760	5772	0.45%	5768	53268
December 10 th	5780	5784	0.28%	5778	37556
December 11 th	5780	5908	2.25%	5846	92456
December 12 th	5886	5730	-1.98%	5800	104276

December 13 th	5740	5728	-1.24%	5732	59794
December 16 th	5738	5730	-0.03%	5720	31376
December 17 th	5740	5730	0.17%	5732	23722
December 18 th	5740	5780	0.84%	5756	29656
December 19 th	5770	5812	0.97%	5794	30752
December 20 th	5800	5794	0.00%	5814	25046
December 23 rd	5812	5788	-0.45%	5768	22300
December 24 th	5782	5786	0.31%	5788	13506
December 25 th	5794	5784	-0.07%	5774	12048

Currency Exchange Rate

Currency exchange RMB&USD

Intermediate exchange rate of RMB exchange rate in the inter-bank foreign exchange market: RMB: USD **6.9801**.

International Data

- **China exported 19751.7 tons of ferrosilicon (>55%) in October**

According to China Customs, for the month of October, China exported a total of 19751.7 tons of ferrosilicon (>55%), down by 11.84% vs. September and 60.48% vs. the same period in 2018.

In October, China exported 8269 tons of ferrosilicon (>55%) to Korea, which accounts for 41.86% of the total exports in October and 5289.1 tons to Japan, which accounts for 26.78%.

According to China Customs, from January to October, China exported a total of 308900.837 tons of ferrosilicon (>55%). Including 99176.657 tons to Japan, which accounts for about 32.1%) and 78665.1 tons to Korea (accounts for 25.47%).

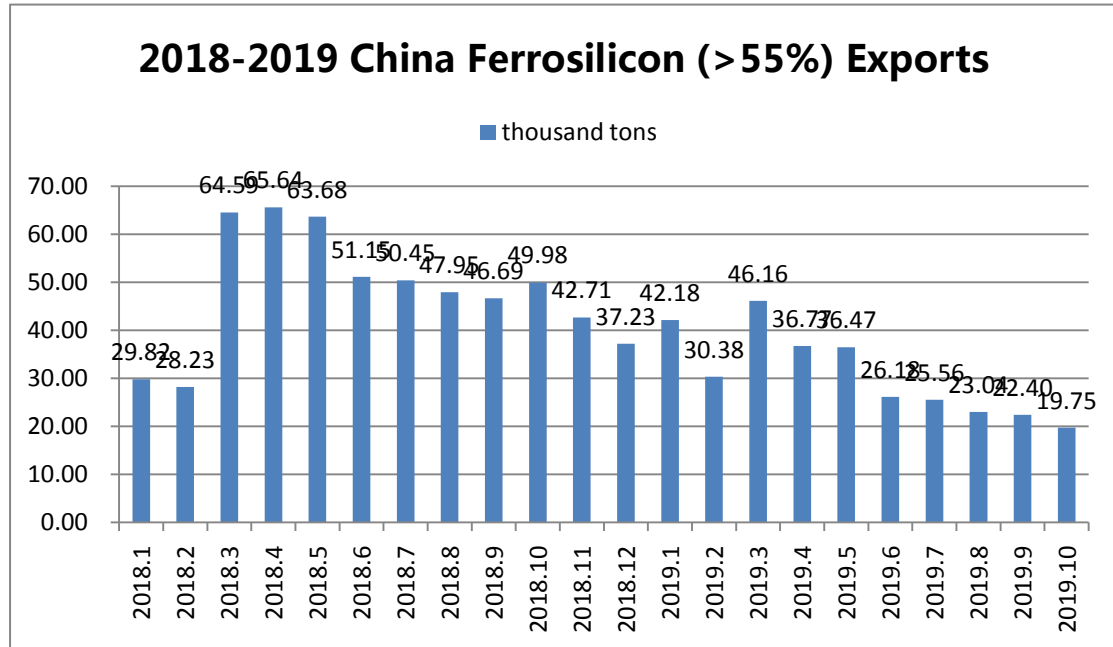
- **China exported 2111.95 tons of ferrosilicon (≤55%) in October**

According to China Customs, for the month of October, China exported a total of 2111.95 tons of ferrosilicon (≤55%), down by 27.8% vs. September and down by 28.02% vs. the same period in 2018.

In October, China exported 783 tons of ferrosilicon(≤55%) to Korea, which accounts for 37.07% of the total exports in October and 383.1 tons to Japan, which accounts for

18.14%.

According to China Customs, from January to October, China exported a total of 26027.011 tons of ferrosilicon($\leq 55\%$). Including 5987.775 tons to Japan, which accounts for about 23.01% and 8567.05 tons to Korea (accounts for 32.92%).



- **Korea imported 21,221.34 tons of ferrosilicon (>55%) in October**

For the month of October, Korea imported 21,221.34 tons of ferrosilicon (>55%), down by 12.31% vs. the same period in 2018.

In October, Korea imported 13515.40 tons from China, which accounts for 63.69% of its total imports.

- **Japan imported 30878.094 tons of ferrosilicon (>55%) in October**

For the month of October, Japan imported 30878.094 tons of ferrosilicon (>55%) in total, including 6363.73 tons from China, which accounts for 20.61%.

Through the first ten months of 2019, Japan imported 365634.607 tons of ferrosilicon (>55%) in total, including 113313.626 tons from China, which accounts for 30.99%.

- **Japan imported 1080.14 tons of ferrosilicon ($\leq 55\%$) in October**

For the month of October, Japan imported 1080.14 tons of ferrosilicon ($\leq 55\%$) in total, including 661 tons from China, which accounts for 61.2%.

Through the first ten months of 2019, Japan imported 15623.626 tons of ferrosilicon ($\leq 55\%$) in total, including 6420.858 tons from China, which accounts for 41.1%.

- **World Steel Association: October 2019 crude steel production**

World crude steel production for the 64 countries reporting to the World Steel Association (worldsteel) was 151.5 million tonnes (Mt) in October 2019, a 2.8% decrease compared to October 2018.

China's crude steel production for October 2019 was 81.5 Mt, a decrease of 0.6% compared to October 2018. India produced 9.1 Mt of crude steel in October 2019, down 3.4% on October 2018. Japan produced 8.2 Mt of crude steel in October 2019, down 4.9% on October 2018. South Korea's crude steel production was 6.0 Mt in October 2019, a decrease of 3.5% on October 2018.

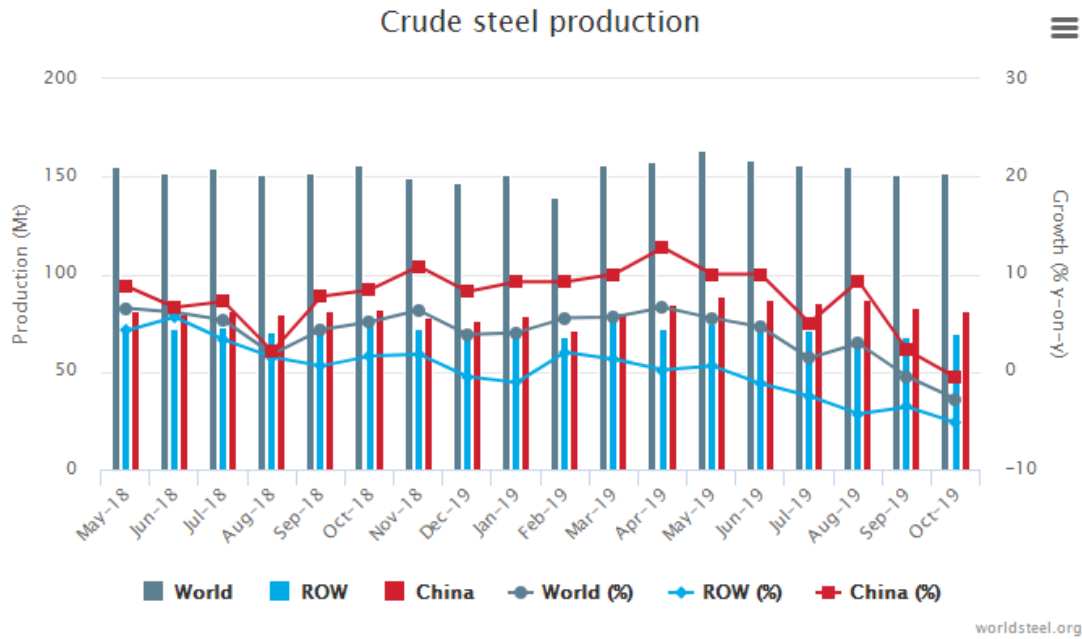
In the EU, Germany produced 3.3 Mt of crude steel in October 2019, down by 6.8% on October 2018. Italy produced 2.2 Mt of crude steel in October 2019, down by 3.7% on October 2018. France produced 1.2 Mt of crude steel in October 2019, a 10.6% decrease compared to October 2018. Spain produced 1.2 Mt of crude steel in October 2019, down by 7.6% on October 2018.

The US produced 7.4 Mt of crude steel in October 2019, a decrease of 2.0% compared to October 2018.

Brazil's crude steel production for October 2019 was 2.6 Mt, down by 19.4% on October 2018.

Turkey's crude steel production for October 2019 was 2.7 Mt, down by 15.0% on October 2018.

Crude steel production in Ukraine was 1.6 Mt this month, down 12.7% on October 2018. (WSA)



Coming Events

The 17th China Ferro-Alloys

第17届中国铁合金国际会议 International

May 27th–30th, 2020, Chongqing, China

2020年5月27日–30日 重庆·中国

主办单位(Hosts):

中国五矿化工进出口商会
China Iron and Steel Industry Association

中国铁合金网
Ferro-Alloys.com

赞助单位(Sponsors):

博赛集团
BOSAI GROUP